

ADL8-63N

RCBO



Construction and Feature

ADL8-63N RCBO mainly applies to the circuit of AC 50Hz, rated voltage 240V, rated current up to 63A. When electric shock occurs to human, leakage current or voltage in grid exceeds stipulated values, RCBO cuts off the fault power in a very short time to protect the safety of human and electrical equipment, it also owns the functions of overload and short circuit protection. In addition, it can switch on and off infrequently the electrical facilities and lighting circuit while the circuit works well.

Main Technical Data

Form 1

Types	Values
Rated voltage U_n	240VAC
Rated current I_n	6A, 10A, 16A, 20A, 25A, 32A, 40A, 50A, 63A
Rated residual operated current $I_{\Delta n}$	0.03A, 0.1A, 0.3A
Rated residual non tripping current $I_{\Delta no}$	0.5 $I_{\Delta n}$
Poles	1P+N
DC component	AC type, A type
Instant tripping type	B type, C type, D type
Rated short circuit breaking capacity I_{cn}	6000A
Rated residual making and breaking capacity $I_{\Delta m}$	500A
Breaking time of residual operated current	See Form 2 and 3
Overcurrent protection properties	See Form 4, Diagram 1 and 2
Mechanical life	10000 Operation Time(time/hour):240
Electrical life	2000 Operation Time(time/hour):120
Connection wire	See Form 5
Tightening torque	1.5N.m
Nominal temperature $^{\circ}\text{C}$	30
Operated ambient temperature $^{\circ}\text{C}$	-25~+40
Stored ambient temperature $^{\circ}\text{C}$	-25~+70
Pollution level	2
Protection level	IP20
Mounting type	II

Breaking time of AC type

Form 2

Type	In(A)	IΔn(A)	Breaking time(s) when IΔ equals to the below values			
			IΔn	2IΔn	5IΔn	0.25IΔn, 5A~200A, 500A
AC	6~40	0.03, 0.1, 0.3	0.3	0.15	0.04	0.04

Breaking time of A type

Form 3

Type	In(A)	IΔn(A)	Breaking time(s) when IΔ equals to the below values				
			1.4IΔn	2.8IΔn	7IΔn	0.35A	350A
A	6~40	0.03	0.3	0.15		0.04	0.04
		0.1, 0.3	0.3	0.15	0.04		0.04

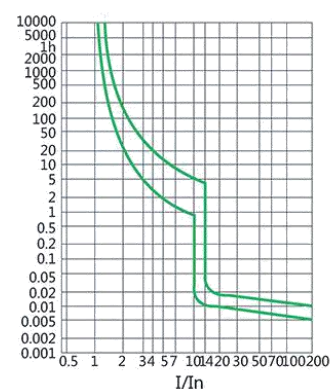
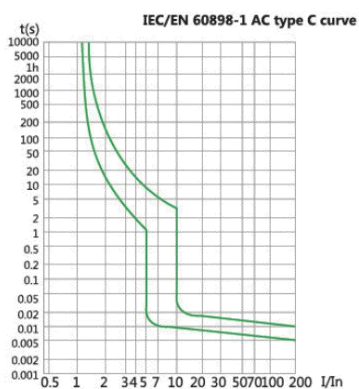
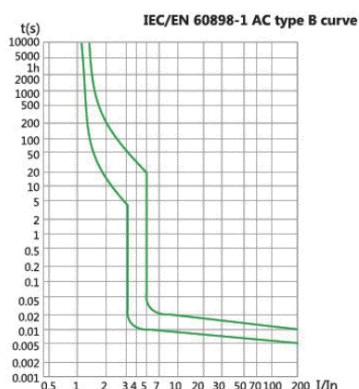
Overcurrent protection properties(nominal temperature 30°C)

Form 4

Item	Type	Test current	Initial status	Tripping or non tripping time limit	Expected result	Remarks
a	B,C	1.13In	Cold	t<1h	Non tripping	
b		1.45In	Test following the previous procedure; Process after test	t<1h	Trip	Current increases to stipulated value within 5s
c		2.55In	Cold	1s<t<60s(In≤32A) 1s<t<120s(In>32A)	Trip	
d	B C	3In 5In	Cold	t<0.1s	Non tripping	Connection of current by opening auxiliary switch
e	B C	5In 10In	Cold	t<0.1s	Trip	Connection of current by opening auxiliary switch

Characteristic Curve

Diagram 1 and 2



Connection wire

Form 5

Rated current In(A)	Section area of copper wire S(mm ²)
6	1.0
10	1.5
16,20	2.5
25	4
32	6
40	10
50	13
63	15

Overall and mounting sizes(mm)

